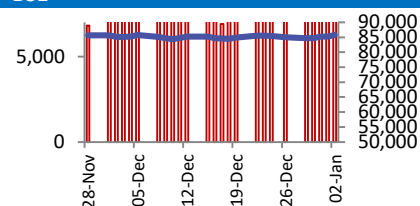
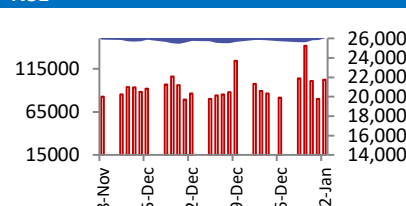


## BSE



Open	85331
High	85398
Low	84900
Close	85063
Change	-376
Volume (Lacs)	7827
Turnover (Rs.inCr)	8981

## NSE



Open	26190
High	26274
Low	26125
Close	26179
Change	-72
Volume(Lacs)	48453
Turnover(Rs.in Cr)	109454

World Markets	Current	Previous	Pt. Chg	Var(%)
Dow	49462	48977	485	0.99%
Dow Futures	49783	49721	62	0.12%
Nasdaq	23547	23396	151	0.65%
FTSE	10123	10005	118	1.18%
Nikkei	52257	52518	(261)	-0.50%
Hang Seng	26446	26710	(264)	-0.99%
Gift Nifty	26208	26280	(72)	-0.27%
Straits Singapore	4739	4740	(1)	-0.01%
South Korea	4584	4525	59	1.29%
Taiwan	30459	30576	(118)	-0.39%
Shanghai	4089	4084	6	0.14%

Commodity Prices	Current	Previous	Pt. Chg	Var(%)
Copper (\$/MT)	13238	12992	247	1.9%
Alumin (\$/MT)	3129	3086	44	1.4%
Zinc (\$/MT)	3251	3195	56	1.8%
Brent Crude (\$/bbl)	60	61	(1)	-0.9%
Gold (\$/Ounce)	4476	4495	(18)	-0.4%
Silver (\$/Ounce)	81	81	(0)	-0.1%
Light Crude (\$/bbl)	56	57	(1)	-1.3%
N G (\$/mmbtu)	3	3	0	3.5%
Sugar (\$/MT)	424	421	3	0.6%
Rubber (Rs./kg)	186	186	1	0.3%
Baltic Dry Index	1830	1851	(21)	-1.1%

Currency Exchange Rate	Current	Previous	Var(%)
Rs./ \$ rate	90.17	90.29	-0.12%
Rs./ Euro	105.63	105.47	0.15%
Rs./Chinese Yuan	12.90	12.91	-0.08%
Yen / \$ rate	156.63	156.65	-0.01%
\$ US/Euro	1.17	1.17	0.08%

Dollar Index	Current	Previous	Var(%)
Dollar Index	98.55	98.58	-0.03%

Support/ Resistance Levels for Today		
	Nifty	Bank Nifty Fut
Support 1	26170	60000
Support 2	26080	59840
Resistance	26370	60500

Securities in Ban For Trade	
SAIL	SAMMAANCAP

## Market Review

**US:** Stocks rallied during regular trading Tuesday as investors largely brushed aside geopolitical concerns following US military action in Venezuela over the weekend.

**Asia:** Asian defense stocks snapped a two-day winning streak amid mixed trading in the region, as investors continued to assess geopolitical risks after the U.S. attack on Venezuela and renewed rhetoric over Greenland.

**India:** Indian equities closed largely lower as weakness in Reliance Industries, Trent and ITC offset gains in banks, insurance and metals, with market breadth firmly favoring declines. **Market is expected to open on a gap down note and likely to witness range bound move during the day.**

**Global economy:** Australian CPI inflation eased more than in Nov amid some cooling in electricity prices, although core inflation still remained sticky and above the Reserve Bank of Australia's target range. CPI inflation rose 3.4% year-on-year in Nov. The print was softer than expectations of 3.6% and slowed from the 3.8% seen in October.

Japan's service sector expanded at its slowest pace since May in Dec, as softer overall demand countered a rebound in new export businesses. S&P Global final Japan Services Purchasing Managers' Index (PMI) fell to 51.6 in Dec from 53.2 in Nov, worse than a flash reading of 52.5 but remaining above the 50.0 line that separates growth from contraction for the ninth consecutive month.

**Commodities:** Oil prices declined on Wednesday after U.S. President Donald Trump said Venezuela will be "turning over" 30 million to 50 million barrels of sanctioned oil to the United States.

Gold price (XAU/USD) climbs to near \$4,500 during the early Asian trading hours on Wednesday. The precious metal rises by more than 1% in the day as geopolitical tensions and expectations of US rate cuts keep demand for gold high.

**Currency:** U.S. dollar gained against major peers on wed, with the euro trading down following softer inflation data in Europe, but moves were fairly muted with investors focused on how upcoming data will shed light on U.S. monetary policy outlook.

**FII Derivative Transactions (Rs. Cr)**

Contracts	Purchase		Sell		Net	Open Interest (OI)		OI (Previous day)		Change	
	Contract	Value	Contract	Value	Value	Contract	Value	Contract	Value	Contract	Value
Index Future	16132	2806	15997	2750	56	171548	29467	166245	28580	5303	887
Index Option	15708868	2680435	15685365	2675970	4465	1643259	281505	2286908	391811	(643649)	(110306)
Stock Future	332309	23582	363559	24638	(1056)	6079864	418928	6020992	415719	58872	3209
Stock Option	406218	29406	410339	29613	(207)	413090	28595	356371	24681	56719	3914
<b>Total</b>	<b>16463527</b>	<b>2736229</b>	<b>16475260</b>	<b>2732971</b>	<b>3258</b>	<b>8307761</b>	<b>758495</b>	<b>8830516</b>	<b>860791</b>	<b>(522755)</b>	<b>(102296)</b>

FII All Activity-BBG (Rs Cr)	Buy	Sell	Net
30-Dec-25	15917	19504	(3587)
31-Dec-25	5549	10118	(4569)
1-Jan-26	1332	4372	(3040)
2-Jan-26	8304	7657	647
5-Jan-26	12335	11598	737
<b>Month to date- Jan</b>	<b>21972</b>	<b>23627</b>	<b>(1655)</b>
FII (Prov.) (Rs Cr)	Buy	Sell	Net
31-Dec-25	5323	8920	(3597)
1-Jan-26	1068	4336	(3269)
2-Jan-26	7850	7561	290
5-Jan-26	11277	11314	(36)
6-Jan-26	15061	15169	(108)
<b>Month to date-Jan</b>	<b>35257</b>	<b>38379</b>	<b>(3123)</b>
DII (Prov.) (Rs. Cr)	Buy	Sell	Net
31-Dec-25	19463	12703	6760
1-Jan-26	13045	11519	1526
2-Jan-26	15350	14672	677
5-Jan-26	15566	13802	1764
6-Jan-26	17240	15491	1749
<b>Month to date-Jan</b>	<b>61201</b>	<b>55484</b>	<b>5717</b>
FII Debt - BBG (Rs. Cr)	Buy	Sell	Net
30-Dec-25	1297	1219	79
31-Dec-25	2864	446	2417
1-Jan-26	173	325	(152)
2-Jan-26	2756	525	2231
5-Jan-26	2852	3535	(683)
<b>Month to date- Jan</b>	<b>5780</b>	<b>4384</b>	<b>1396</b>

Market Breadth	BSE		NSE	
	No.	%	No.	%
Advance	1659	38%	1329	39%
Decline	2521	58%	1976	58%
Unchanged	172	4%	107	3%

Market Turnover	06-Jan	05-Jan	Var (%)
BSE Cash	8981	11817	-24%
NSE Cash	109454	104602	5%
NSE Futures	113312	111462	2%
NSE Options	58201646	30262495	92%
Total (Rs.Cr)	58433394	30490377	92%

Volatility Index	06-Jan	05-Jan
Volatility Index	10.02	10.02

Index PE - TTM	06-Jan	Yr. High	Yr. Low
Sensex	23.5	24.1	20.3
Nifty	22.8	23.0	19.6

**Corporate News**

**Biocon** Limited's subsidiary is set to introduce three new oncology biosimilars at an upcoming healthcare conference in the US, marking a strategic expansion of its oncology portfolio. The move is aimed at strengthening Biocon's presence in the global biosimilars market and addressing growing demand for accessible cancer therapies. (CNBC)

**IRB Infrastructure Trust** has secured a significant toll-operate-transfer project in Odisha from NHAI. The deal is valued at Rs 3,087 cr. This marks IRB's entry into Odisha. The project involves a 74.5 km stretch on NH-26. This acquisition is expected to boost toll revenues substantially in the coming years. IRB continues to expand its infrastructure portfolio across India. (ET)

**JD Cables:** The company received a Rs 244 cr work order for civil and electrical works. (NDTV)

**Mahindra & Mahindra** has introduced an electric powertrain to its XUV 3XO range, with prices starting at ₹13.89 lakh. The electric model is being offered in two variants - AX5 and AX7L. (CNBC)

**Economy**

**Fast-moving consumer goods consumption is set for a 5% growth in early 2026.** Strong economic indicators and rising demand are driving this positive outlook. Consumers are expected to shop more and opt for premium products as prices stabilize. Leading companies like Marico and Dabur are already seeing early signs of recovery. (ET)

**India's services sector saw a slowdown in December 2025, reaching an 11-month low.** New business and output growth moderated. Companies also held back on hiring additional staff. Manufacturing activity also slackened. The overall composite index fell. (ET)

**India has become a major buyer of Russian crude oil since the Ukraine war.** The country imported billions of euros worth of oil. This trade continues despite international sanctions. Some Indian companies have stopped purchases due to new US sanctions. Other refiners still buy from Russia. Russia's earnings from global fossil fuel sales are substantial. (ET)

**International**

**Lenovo Group, the world's largest PC maker,** is collaborating with NVIDIA Corporation to supply large-scale artificial intelligence computing infrastructure. Lenovo debuted the AI Cloud Gigafactory program at the CES tradeshow in Las Vegas, with CEO Yuanqing Yang and Nvidia CEO Jensen Huang debuting the partnership during a keynote address at the event. (Inv)

Top 5 Nifty Gainers	06-Jan	05-Jan	Var(%)
APOLLOHOSP	7348	7083	3.7%
ICICIBANK	1411	1372	2.9%
HDFCLIFE	778	759	2.4%
TATACONSUM	1210	1182	2.4%
SUNPHARMA	1760	1729	1.8%
Top 5 Nifty Losers	06-Jan	05-Jan	Var(%)
TRENT	4048	4430	-8.6%
RELIANCE	1508	1578	-4.5%
ITC	342	350	-2.1%
KOTAKBANK	2146	2191	-2.0%
INDIGO	5003	5103	-2.0%

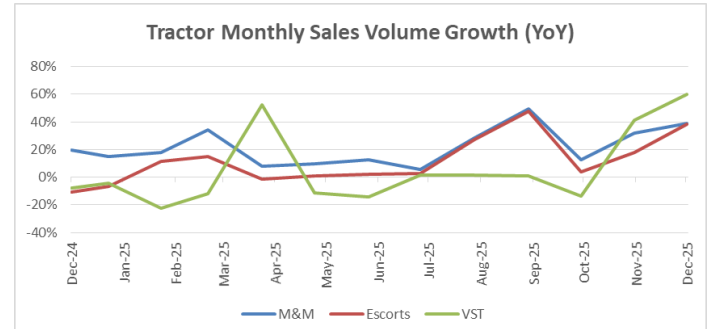
BSE Index Watch	Last	1 day	1 wk	1 mth	1 yr
SENSEX	85063	-0.4%	0.5%	-0.8%	8.8%
MIDCAP	47449	-0.2%	2.1%	1.8%	2.8%
SMLCAP	51753	-0.4%	1.6%	1.3%	-6.4%
AUTO	64085	0.1%	3.5%	3.2%	20.9%
BANKEK	67555	0.1%	1.9%	0.8%	18.5%
Capital Goods	67557	-0.6%	1.8%	-0.1%	0.4%
FMCG	19642	0.1%	-2.6%	-2.9%	-5.2%
Health Care	44592	1.4%	2.7%	0.4%	-2.0%
IT	36765	0.4%	-0.2%	-1.6%	-15.1%
METAL	37979	0.3%	4.7%	10.9%	32.9%
Oil & Gas	28222	-1.2%	1.0%	1.0%	7.1%
Power	6690	-0.2%	4.0%	2.9%	-1.8%
Realty	7095	-0.3%	5.1%	2.3%	-11.3%

Margin Trading Disclosure (Rs. In Cr)	Last	1 day	1 wk	1 mth	3 mth
Op. Scripwise Outstanding	113546	-1%	2%	1%	7%
Fresh Exposure	4874	16%	19%	92%	37%
Exposure liquidated	4304	-17%	38%	33%	22%
Closing Net scripwise outstanding	114116	1%	2%	2%	7%

NSE USD Futures	06-Jan	05-Jan	Var (%)
Jan Expiry (Rs./\$)	88.24	88.24	0.0%
Feb Expiry (Rs./\$)	89.05	89.05	0.0%
Total Turnover (Rs. Crore)	2167	3140	-31%

Sectors	TTM PE
Auto	33.64
Auto Ancillary	44.63
Banking	15.27
Engineering	38.25
Cement	65.6
Diamonds & Jewellery	43.53
Housing Finance	23.88
Infrastructure & Const	28.08
Metals-Aluminium	28.22
Metal – Steel	18.74
Oil Expl.	10.48
Pharma	11.18
Power – Gen. Supp.	39.74
Information Tech.	30.67
Sugar	17.37
Telecom Serv. Prov.	39.64
Tyres	35.24

## Tractor Monthly Sales Volume Growth (YoY) Source:NBRR



10 year G-Sec Yield	Current	Previous	Change
US	4.17%	4.17%	(1) bps
Japan	2.12%	2.14%	(1) bps
India	6.61%	6.63%	(2) bps
UK	4.48%	4.51%	(3) bps
Libor 3 Mths	4.85%	4.85%	(0) bps

Indian Eco Data	Current	Previous	Var(%)
Forex Reserve (US\$ in bn)	602	697	-13.6%
Inflation - WPI	-0.32%	-1.21%	89 bps
Inflation - CPI	0.71%	0.25%	46 bps

India GDP	Q3FY25	Q2FY25	Var (%)
Growth	8.23%	7.81%	42 bps

Monetary Policy	Current	Previous	Change
Repo Rate	5.25%	5.50%	(25) bps
Reverse Repo Rate	3.35%	3.35%	0 bps
CRR	3.00%	3.75%	(75) bps
O/S Banking System Liquidity (Rs bn)	701	-96	796.7

IIP Growth %	Nov-25	Nov-24	Apr-Nov
IIP	6.7	5.0	4.0
Capital Goods	10.4	8.9	5.6
Mining	8.0	5.5	4.9
Manufacturing	-1.5	4.4	-0.3
Electricity	5.4	1.9	2.5

### ADR Price Movement

Company	Price (US\$)	Volume	Previous Day Price	Volume	Variance (%)	No. of Share Per ADR	ADR Price (Rs.)	BSE Price	Variance (%)
Infosys Tech	18.10	11906982	17.68	16098946	2.38%	1	1632.12	1612.20	1.2%
Wipro	2.90	4053471	2.86	5307167	1.40%	1	261.50	265.60	-1.5%
Dr.Reddy's	13.86	1305970	13.82	1084440	0.29%	1	1249.79	1256.20	-0.5%
ICICI Bank	30.87	6873311	30.08	7470350	2.63%	2	1391.81	1411.20	-1.4%
HDFC Bank	33.43	8483079	34.17	9159913	-2.17%	3	1004.82	962.20	4.4%

### GDR's (US\$)

	Prices	Prev. Close	Change	Var %
L&T	45.55	45.55	0.0	0.0%
RIL	67.40	70.30	(2.9)	-4.1%
SBI	112.80	112.20	0.6	0.5%

US Economy Data	Current	Previous
Inflation (%) (YoY)	2.70%	3.00%
Unemployment (%)	4.60%	4.40%

Interest Rate (%)	Current	Previous
Fed Rate	3.75%	4.00%

US GDP	Q2CY25	Q1CY25
Growth (QoQ Annualized)	4.30%	3.80%

China Economy Data	Current	Previous
GDP	4.80%	5.20%
Inflation – CPI (%)	0.70%	0.20%

### Economic Calendar

	Date
Indian GDP Data	27 Feb
Indian Inflation Data CPI	12 Jan
Indian Inflation Data WPI	14 Jan
Indian Monetary Policy	27 Feb
India's Industrial Production (IIP)	28 Jan
US Inflation Data	13 Jan
US GDP	22 Jan
US Unemployment Data	09 Jan
US Fed Rate	29 Jan
China GDP	19 Jan
China Inflation Data	09 Jan

### Event Update

Name	Date	Purpose
A-1 Ltd.	08-01-26	Stock Split from Rs.10/- to Re.1/-
Antariksh Industries Ltd.	09-01-26	Bonus issue
SKM Egg Products Export (India) Ltd.	12-01-26	Stock Split from Rs.10/- to Rs. 5/-
Kotak Mahindra Bank Ltd.	14-01-26	Stock Split from Rs.5/- to Re.1/-
Ajmera Realty & Infra India Ltd.	15-01-26	Stock Split from Rs.10/- to Rs.2/-
Jaro Institute of Technology Management and Research Ltd.	16-01-26	Interim Dividend
TAAL Tech Ltd.	16-01-26	Interim Dividend



## Bulk Deal As On 06/01/26

BSE					
Security Code	Security Name	Client Name	Deal	Quantity	Price
526935	ARUNIS	ABHISHEK ASHVINBHAI KAMDAR HUF	B	789529	159.6
506197	BLISSGVS	IRAGE BROKING SERVICES LLP	S	654102	178.58
506197	BLISSGVS	IRAGE BROKING SERVICES LLP	B	789403	178.62
540681	CHOTHANI	SOMANI STOCK BROKING PVT LTD	S	265000	17.51
543520	GLHRL	DHRUV SURESHKUMAR JANI	S	96000	22.25
543520	GLHRL	SANJIT KUMAR SAHA	B	109000	22.24
544108	GPSL	ATUL PYARELAL AGRAWAL	S	64200	350
544108	GPSL	MARISHA HARDIK MOTTA	S	17400	325.71
544108	GPSL	MARISHA HARDIK MOTTA	B	66000	349.54
524238	GUJJINJEC	JIGNESH SHIVLAL MAKASANA	S	80000	36.87
544308	HILLTONE	FALGUNI SANJAYBHAI DESAI	B	104000	80.75
540360	LLFICL	HARDIK MILANBHAI MITHANI (HUF)	B	4520057	3.75
543613	MAFIA	PANCHAL	S	52000	7.11
544663	NEPLOG	BALANCE TRADERS	B	180000	54.42
544663	NEPLOG	L7 HITECH PRIVATE LIMITED	B	130000	54.42
531272	NIKKIGL	SAMRIDHI SHARE AND STOCK BROKER LIMITED	S	22600	17.32
531272	NIKKIGL	VAGHANI VIRAJ	B	37073	17.32
544269	NPFL	NAVIN SHANTILAL PATEL HUF	B	90000	11.2
544269	NPFL	SHRIKANT GOYAL	S	102000	11.21
531512	ORIENTTR	SARVAGAY TEXTILE LLP	B	337000	19.73
531512	ORIENTTR	ZAHERA TRADERS LLP	S	337000	19.72
543540	PGCRL	ARUN KOCHAR & SONS (HUF)	S	18600	130.1
540703	PROCLB	MADIYA ROSHNI DEEPEKUMAR	S	33878	31.17
540703	PROCLB	MITHLESH SANJAYBHAI RAVAT	B	40527	31.17
512591	PULSRIN	TATAD NAYAN GAUTAMBHAI	S	539663	2.03
512591	PULSRIN	TATAD NAYAN GAUTAMBHAI	B	539663	2.03
544629	RAVEL	FINVESTA FIRST	S	38000	143.04
539561	REMLIFE	L7 HITECH PRIVATE LIMITED	S	10090000	0.85
539574	SCL	GENESIS DEVELOPERS AND HOLDING LIMITED	S	30000000	0.23
544646	SHIPWAVES	DEVI TRADERS LLP	S	700000	5.01
544646	SHIPWAVES	DEVI TRADERS LLP	B	1900000	5.01
544646	SHIPWAVES	NEO APEX VENTURE LLP	S	1510000	5.01
543970	SHOORA	KINGSMAN WEALTH FUND PCC - KIF II	B	25500	53
542803	VEL	JAY BHAVSAR	S	67500	43.27

NSE

Security Code	Security Name	Client Name	Deal	Quantity	Price
AURIGROW	Auri Grow India Limited	ALKABEN PRADIPKUMAR SHAH	SELL	25148965	0.75
AURIGROW	Auri Grow India Limited	RATHOD DIGVIJAYSINH RAJENDRASINH	BUY	10000000	0.75
AURIGROW	Auri Grow India Limited	TATAD NAYAN GAUTAMBHAI	BUY	8000000	0.75
DELPHIFX	DELPHI WORLD MONEY L	INTEGRA ESSENTIA LIMITED	BUY	89569	242.41
DHARARAIL	Dhara Rail Projects Ltd	K SATHEESHKUMAR	BUY	93000	128.94
DHARIWAL	Dhariwalcorp Limited	GREENX WEALTH MULTIHORIZONS OPPORTUNITY FUND	BUY	61800	361
EPWINDIA	EPW India Limited	TIGER STRATEGIES FUND -I	SELL	60000	100.2
HILTON-RE1	Hilton Metal Forging Ltd	MUKESHKUMAR (HUF)	SELL	72413	2.7
HILTON-RE1	Hilton Metal Forging Ltd	MUKUL AVANISH VARMA	BUY	78394	2.7
HILTON-RE1	Hilton Metal Forging Ltd	NINJA SECURITIES PRIVATE LIMITED	BUY	123404	2.7
HILTON-RE1	Hilton Metal Forging Ltd	SHANKARLAL (HUF)	SELL	72413	2.7
INNOMET	Innomet Advanced Materi L	GUTTIKONDA VARA LAKSHMI	SELL	75000	92.27
JKIPL	Jinkushal Industries Ltd	L7 HITECH PRIVATE LIMITED	BUY	200000	88
JKIPL	Jinkushal Industries Ltd	SANTOSH INDUSTRIES LTD	SELL	200000	88
KANDARP	Kandarp Dg Smart Bpo Ltd	ALTIZEN VENTURES LLP	BUY	76000	150.34
MACOBSTECH	Macobs Technologies Ltd	LOVLESH JAIN	BUY	100000	208.99
MACOBSTECH	Macobs Technologies Ltd	RAMAN TALWAR	SELL	101600	209
MANGALAM	Mangalam Drugs And Organ	AMBIKA FOOD INDUSTRIES PRIVATE LIMITED	SELL	164979	33.42
MANGALAM	Mangalam Drugs And Organ	EPITOME TRADING AND INVESTMENTS	BUY	120000	33.42
MANGALAM	Mangalam Drugs And Organ	NEO APEX VENTURE LLP	BUY	81000	33.42
SARTELE	Sar Televenture Limited	GENESIS GRAND GENERAL TRADING L.L.C	BUY	240000	257.86
SHRIKANHA	Shri Kanha Stainless Ltd	MANSI SHARE AND STOCK BROKING PRIVATE LIMITED	SELL	131200	24.2
SPEB	Speb Adhesives Limited	COMPACT STRUCTURE FUND	BUY	180000	55.86
VCL	Vaxtex Cottfab Limited	NOVA GLOBAL OPPORTUNITIES FUND PCC - TOUCHSTONE	BUY	1991469	2.46
VCL	Vaxtex Cottfab Limited	WINSPIRE PROJECT CONSULTANTS PRIVATE LIMITED	SELL	2448259	2.46
VINEET-RE	Vineet Laboratories Ltd	NIRAV DINESHBHAI CHAUDHARI	SELL	65932	1.2
VIVIMEDLAB	Vivimed Labs Limited	MERU INVESTMENTS	BUY	450000	12.25

#### Disclosure:

Research Reports that are published by Nirmal Bang Securities Private Limited (hereinafter referred to as "NBSPL") are for private circulation only. NBSPL is a registered Research Analyst under SEBI (Research Analyst) Regulations, 2014 having Registration no. INH000001766. NBSPL is also a registered Stock Broker with National Stock Exchange of India Limited, BSE Limited, Metropolitan Stock Exchange of India Limited, Multi Commodity Exchange of India Limited and , National Commodity and Derivative Exchange Limited in Capital Market , Equity and Commodities derivatives segments and Currency Derivatives Segment .

NBSPL has other business divisions with independent research teams separated by Chinese walls, and therefore may, at times, have different or contrary views on stocks and markets.

NBSPL or its associates have not been debarred / suspended by SEBI or any other regulatory authority for accessing / dealing in securities Market since last 20 years. NBSPL, its associates or analyst or his relatives do not hold any financial interest (Except Investment) in the subject company. NBSPL or its associates or Analyst do not have any conflict or material conflict of interest at the time of publication of the research report with the subject company. NBSPL or its associates or Analyst or his relatives may or may not hold beneficial ownership of 1% or more in the subject company at the end of the month immediately preceding the date of publication of this research report.

NBSPL or its associates / analyst has not received any compensation / managed or co-managed public offering of securities of the company covered by Analyst during the past twelve months. NBSPL or its associates have not received any compensation or other benefits from the company covered by Analyst or third party in connection with the research report. Analyst has not served as an officer, director or employee of Subject Company. NBSPL / analyst has not been engaged in market making activity of the subject company.

**Analyst Certification:** The research analysts and authors of these reports, hereby certify that the views expressed in this research report accurately reflects my/our personal views about the subject securities, issuers, products, sectors or industries. It is also certified that no part of the compensation of the analyst(s) was, is, or will be directly or indirectly related to the inclusion of specific recommendations or views in this research. The analyst(s) principally responsible for the preparation of this research report and has taken reasonable care to achieve and maintain independence and objectivity in making any recommendations.

**Disclaimer:**

The Research Report is for the personal information of the authorized recipient and does not construe to be any investment, legal or taxation advice. NBSPL is not soliciting any action based upon it. Nothing in the research report shall be construed as a solicitation to buy or sell any security or product, or to engage in or refrain from engaging in any such transaction. In preparing the research report, we did not take into account the investment objectives, financial situation and particular needs of the reader.

The research report has been prepared for the general use of the clients of NBSPL and must not be copied, either in whole or in part, or distributed or redistributed to any other person in any form. If you are not the intended recipient you must not use or disclose the information in the research report in any way. Though disseminated to all the customers simultaneously, not all customers may receive the research report at the same time. NBSPL will not treat recipients as customers by virtue of their receiving the research report. The research report is not directed or intended for distribution to or use by any person or entity resident in a state, country or any jurisdiction, where such distribution, publication, availability or use would be contrary to law, regulation or which would subject NBSPL & its group companies to registration or licensing requirements within such jurisdictions.

The report is based on the information obtained from sources believed to be reliable, but we do not make any representation or warranty that it is accurate, complete or up-to-date and it should not be relied upon as such. We accept no obligation to correct or update the information or opinions in it. NBSPL or any of its affiliates or employees shall not be in any way responsible for any loss or damage that may arise to any person from any inadvertent error in the information contained in the research report. NBSPL or any of its affiliates or employees do not provide, at any time, any express or implied warranty of any kind, regarding any matter pertaining to this report, including without limitation the implied warranties of merchantability, fitness for a particular purpose, and non-infringement. The recipients of the research report should rely on their own investigations.

This information is subject to change without any prior notice. NBSPL reserves its absolute discretion and right to make or refrain from making modifications and alterations to this statement from time to time. Nevertheless, NBSPL is committed to providing independent and transparent recommendations to its clients, and would be happy to provide information in response to specific client queries.

Before making an investment decision on the basis of research report, the reader needs to consider, with or without the assistance of an adviser, whether the advice is appropriate in light of their particular investment needs, objectives and financial circumstances. There are risks involved in securities trading. The price of securities can and does fluctuate, and an individual security may even become valueless. International investors are reminded of the additional risks inherent in international investments, such as currency fluctuations and international stock market or economic conditions, which may adversely affect the value of the investment. Opinions expressed are subject to change without any notice. Neither the company nor the director or the employees of NBSPL accept any liability whatsoever for any direct, indirect, consequential or other loss arising from any use of the research report and/or further communication in relation to the research report. Here it may be noted that neither NBSPL, nor its directors, employees, agents or representatives shall be liable for any damages whether direct or indirect, incidental, special or consequential including lost revenue or lost profit that may arise from or in connection with the use of the information contained in the research report.

Copyright of this document vests exclusively with NBSPL.

Our reports are also available on our website

Registration granted by SEBI and certification from NISM in no way guarantee performance of NBSPL or provide any assurance of returns to investors.

**Nirmal Bang Research (Division of Nirmal Bang Securities Pvt. Ltd.)**

B-2, 301/302, Marathon Innova,  
Opp. Peninsula Corporate Park  
Off. Ganpatrao Kadam Marg  
Lower Parel(W), Mumbai-400013  
Board No. : 91 22 6723 8000/8001  
Fax. : 022 6723 8010